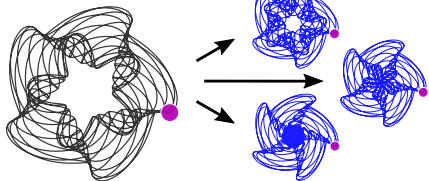



(a) Coarse sketch



(b) Constrained exploration



(c) Fabrication



# SPIROU: Constrained Exploration for Mechanical Motion Design

*Symposium on Computational Fabrication*

**Robin Roussel** <sup>1,2</sup>    **Marie-Paule Cani** <sup>2</sup>    **Jean-Claude Léon** <sup>2</sup>    **Niloy J. Mitra** <sup>1</sup>

<sup>1</sup>University College London    <sup>2</sup>Grenoble-Alpes University and Inria

June 13, 2017


# Drawing machines




# Drawing machines



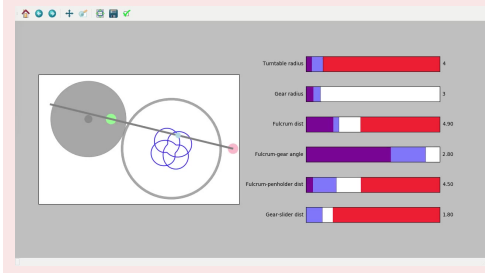
# Drawing machines




# Drawing machines



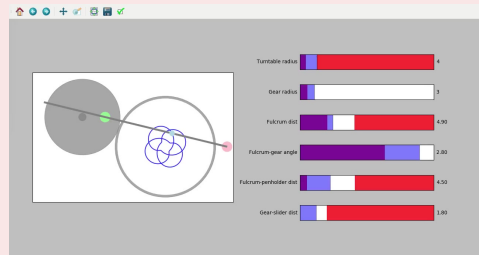
## Problem



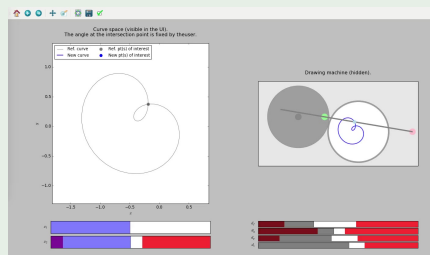
# Drawing machines



## Problem



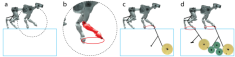

## Objective



## Related work and contributions

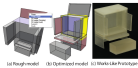
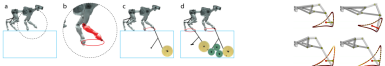
		What is designed	
		Shape	Motion
Design process	Query and optimization		
	Constrained exploration		

# Related work and contributions

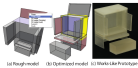


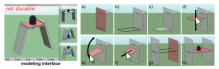

		What is designed	
		Shape	Motion
Design process	Query and optimization		 [Coros et al. 2013]  [Bächer et al. 2015]
	Constrained exploration		



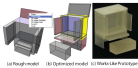


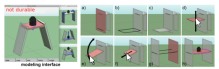

# Related work and contributions

		What is designed	
		Shape	Motion
Design process	Query and optimization	 <p>[Koo et al. 2014]</p>	 <p>[Coros et al. 2013]      [Bächer et al. 2015]</p>
	Constrained exploration		

# Related work and contributions

		What is designed	
		Shape	Motion
Design process	Query and optimization	 <p>[Koo et al. 2014]</p>	 <p>[Coros et al. 2013]</p>  <p>[Bächer et al. 2015]</p>
	Constrained exploration	 <p>[Umetani et al. 2012]</p>  <p>[Shugrina et al. 2015]</p>	

# Related work and contributions

		What is designed	
		Shape	Motion
Design process	Query and optimization	 <p>[Koo et al. 2014]</p>	 <p>[Coros et al. 2013]</p>  <p>[Bächer et al. 2015]</p>
	Constrained exploration	 <p>[Umetani et al. 2012]</p>  <p>[Shugrina et al. 2015]</p>	Our method

# Outline

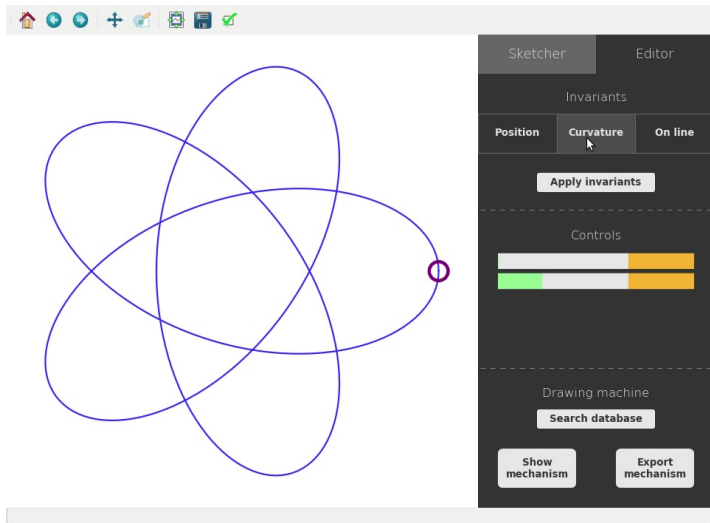
Introduction

Method


Results

Conclusion

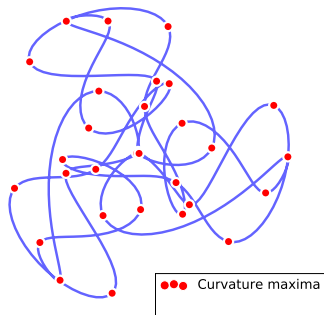
# Workflow



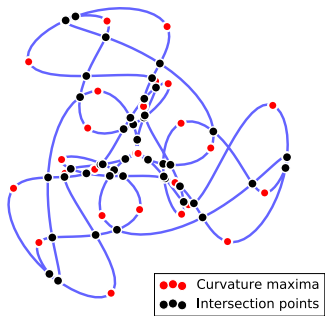
# Points of interest and invariants



# Points of interest and invariants

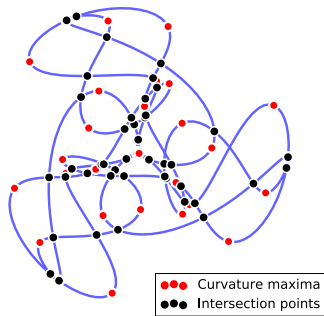


# Points of interest and invariants

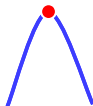




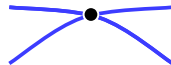
# Points of interest and invariants



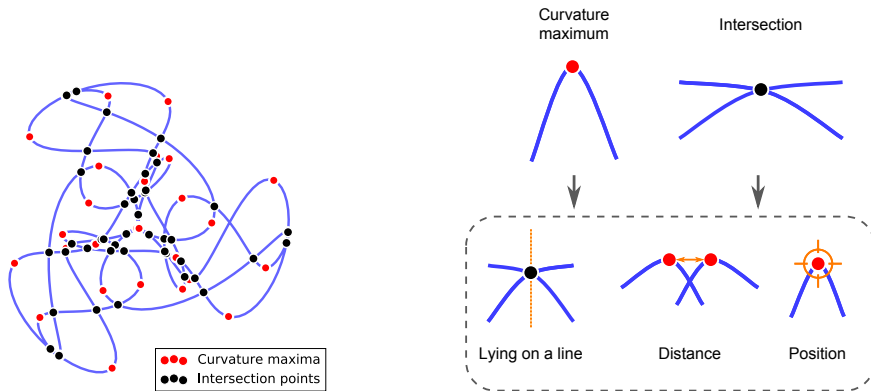
Curvature  
maximum



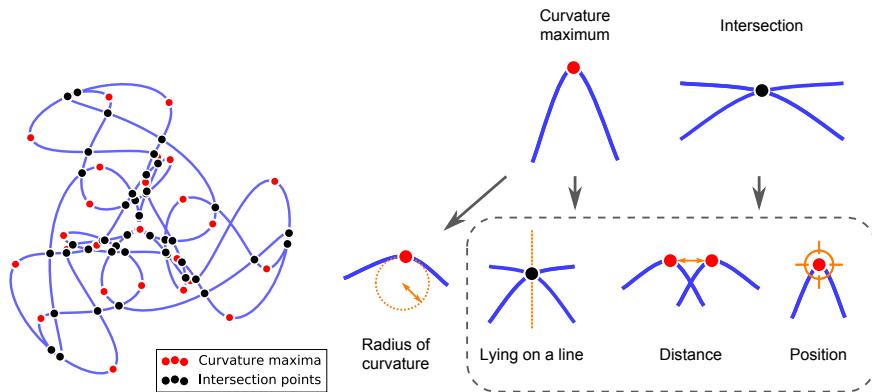
Intersection



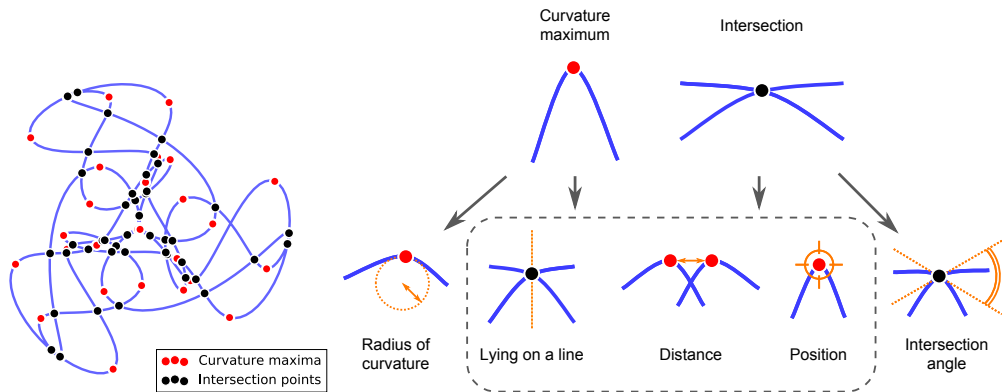
# Points of interest and invariants



# Points of interest and invariants



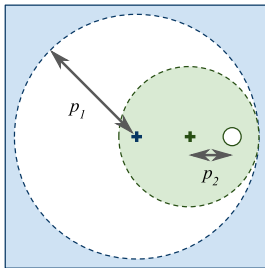
# Points of interest and invariants



# Implementation

## Internal representation

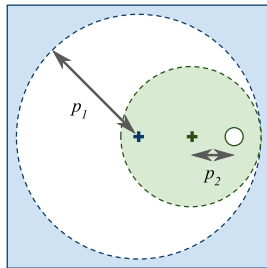
Parametric model



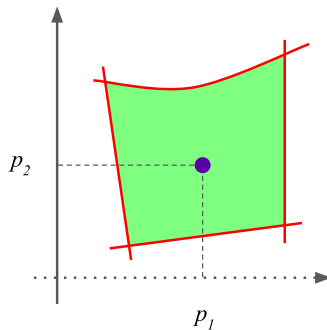
# Implementation

## Internal representation

Parametric model



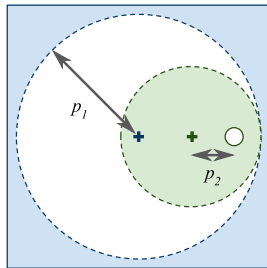
Design space



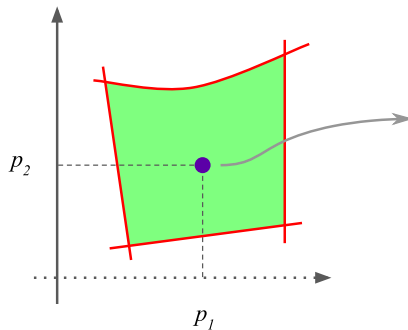
# Implementation

## Internal representation


Parametric model



Design space

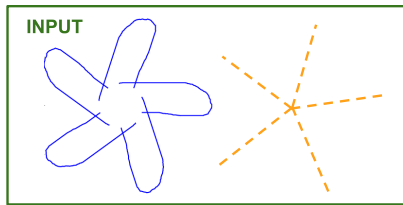


Simulator



# Implementation

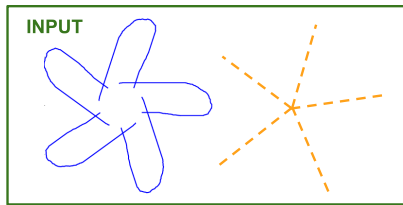
## Sketch-based retrieval



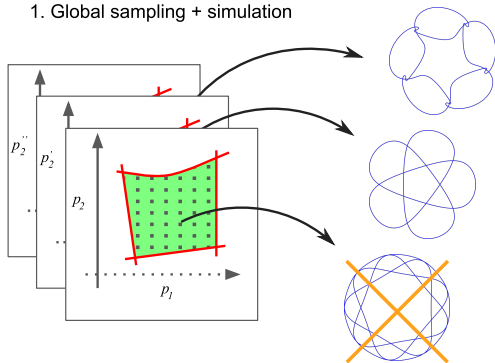


# Implementation

## Sketch-based retrieval

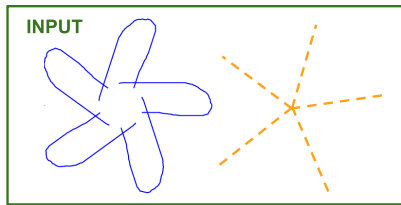


### 1. Global sampling + simulation

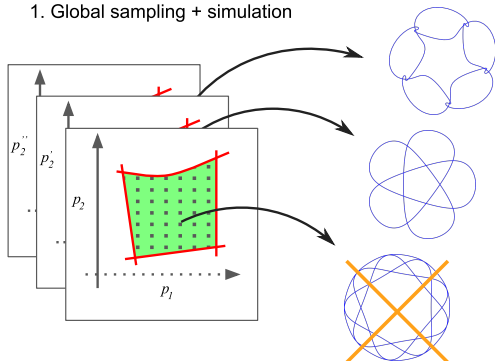


# Implementation

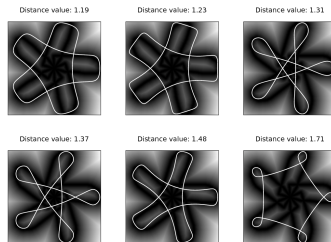
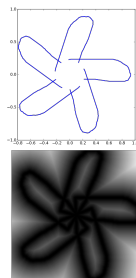
## Sketch-based retrieval



### 1. Global sampling + simulation

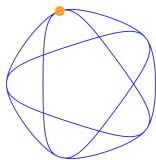


### 2. Normalization + Dissimilarity evaluation



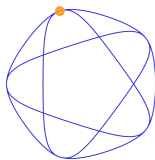
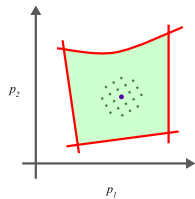
# Implementation

Invariance score



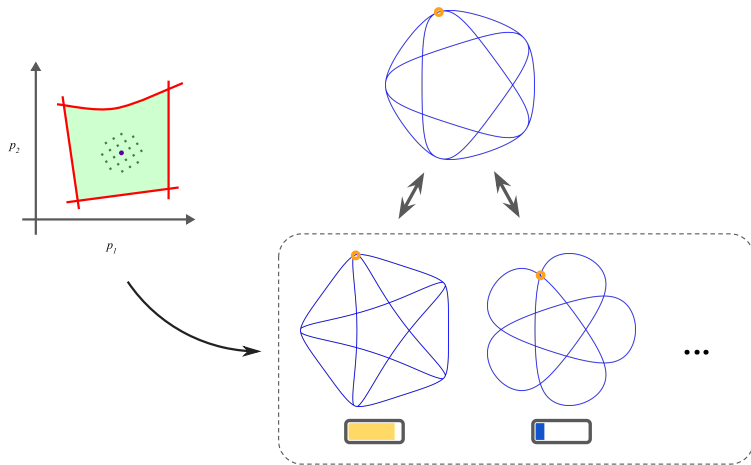
# Implementation

Invariance score



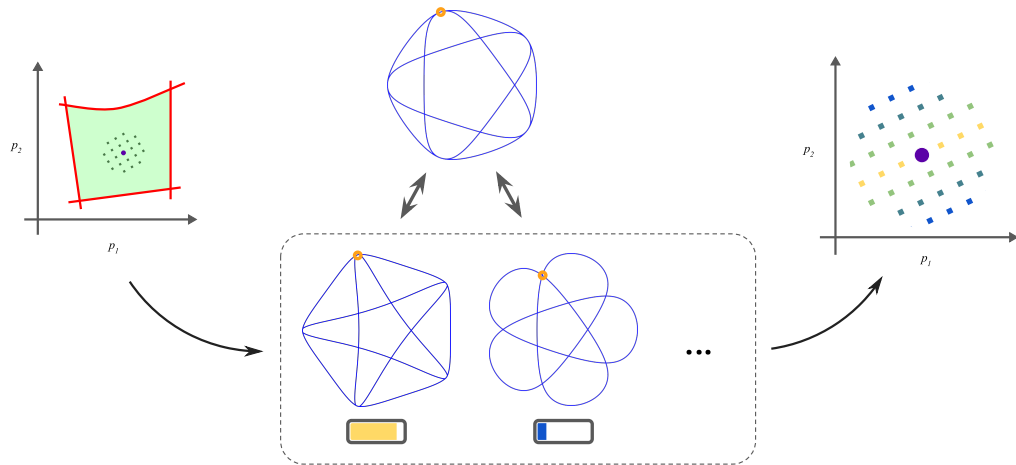
# Implementation

Invariance score



# Implementation

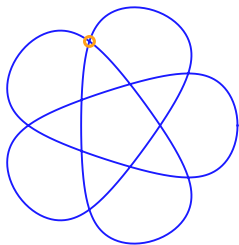
Invariance score



# Implementation

Assigning an invariance score

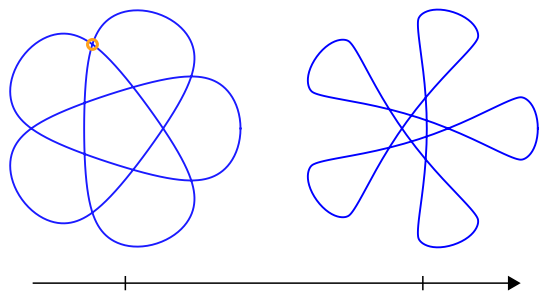
The tracking problem



# Implementation

Assigning an invariance score

The tracking problem



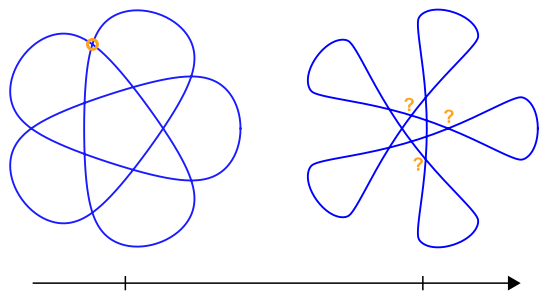
Continuous transformation



# Implementation

Assigning an invariance score

The tracking problem

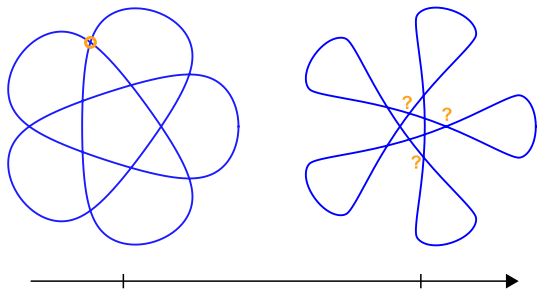


Continuous transformation

# Implementation

Assigning an invariance score

The tracking problem

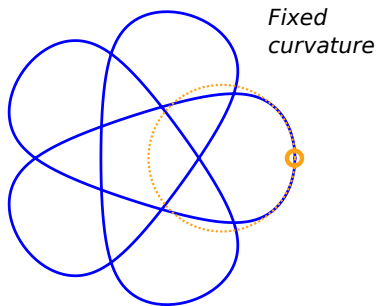
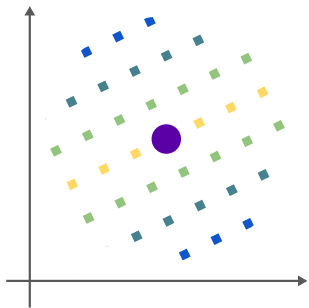


Continuous transformation



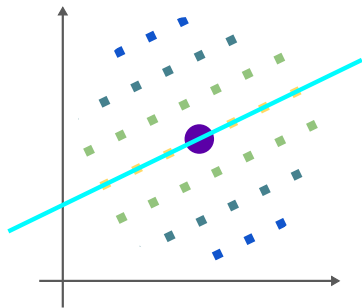
# Implementation

Approximating the invariant space

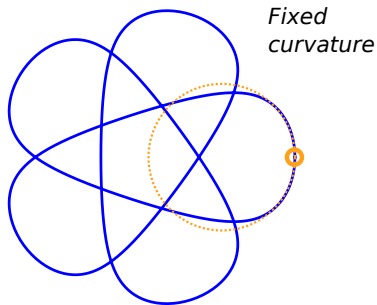


# Implementation

Approximating the invariant space

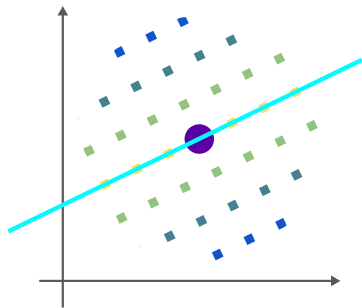


Weighted Principal Component Analysis

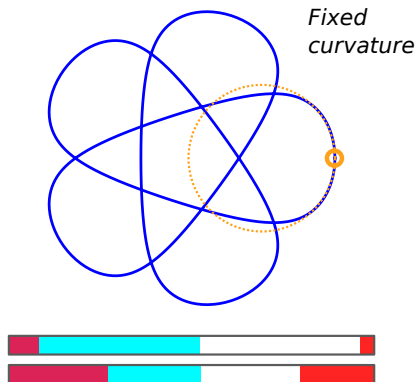


# Implementation

Approximating the invariant space

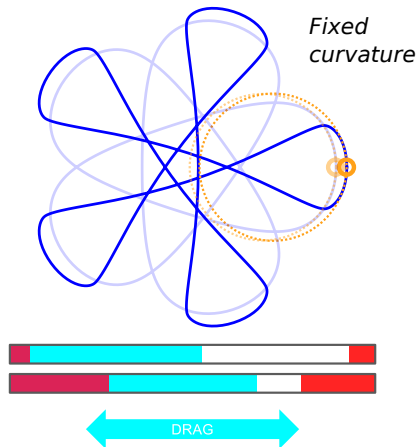
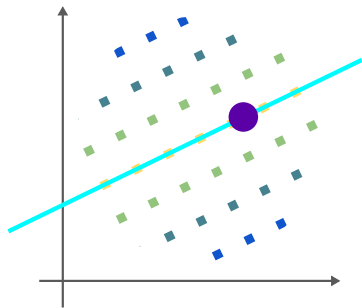


Weighted Principal Component Analysis



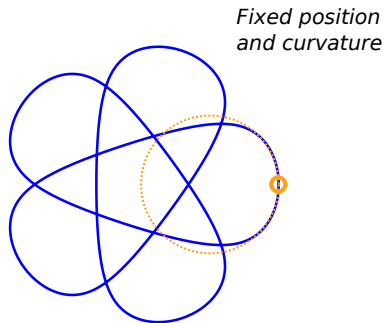
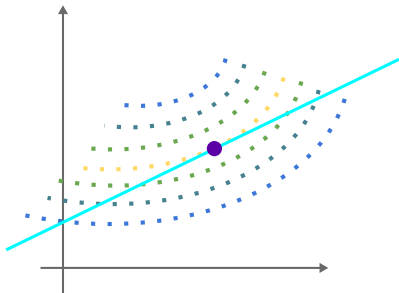
# Implementation

Approximating the invariant space



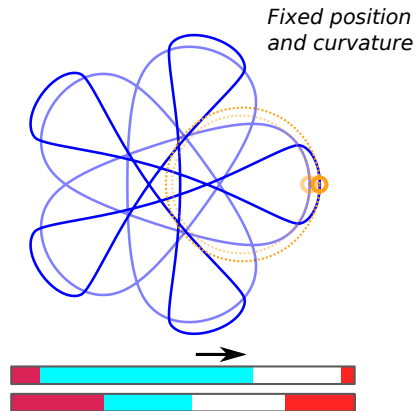
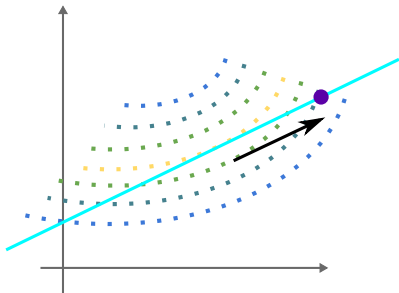
# Implementation

Updating the approximation



# Implementation

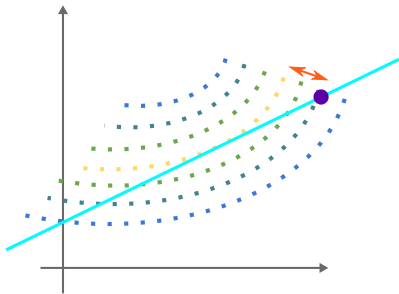
Updating the approximation



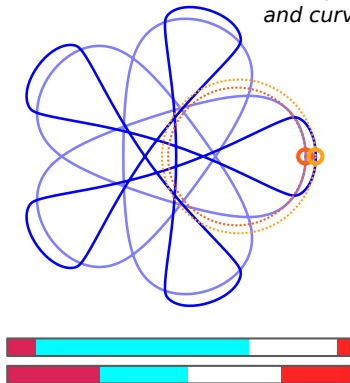


# Implementation

Updating the approximation

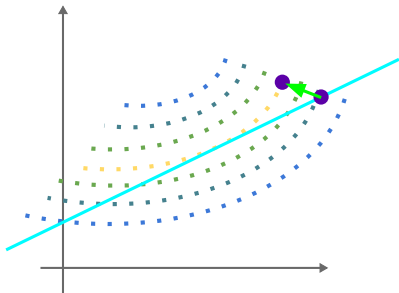


*Fixed position  
and curvature*

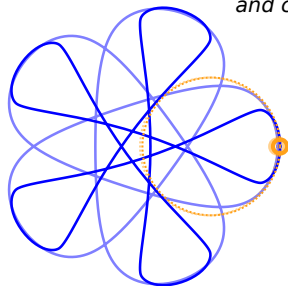


# Implementation

Updating the approximation


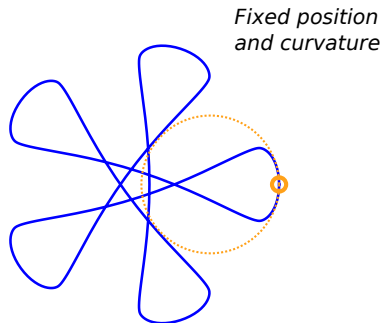
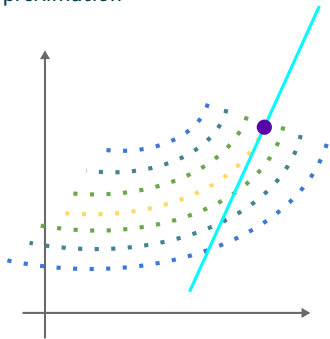


*Fixed position  
and curvature*



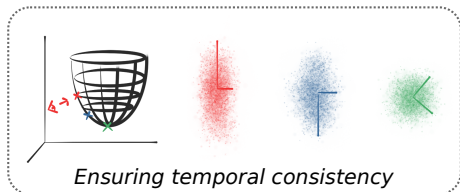
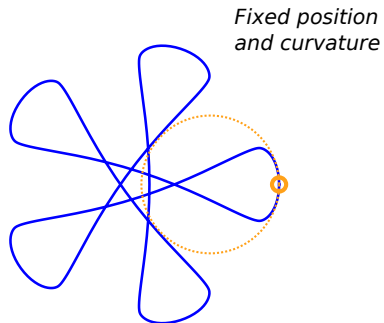
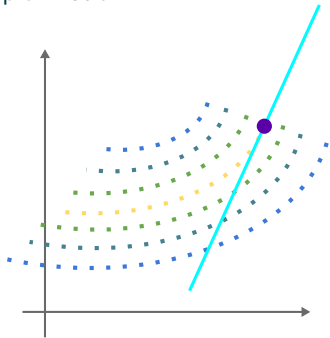
# Implementation

Updating the approximation



# Implementation

Updating the approximation



# Outline

Introduction

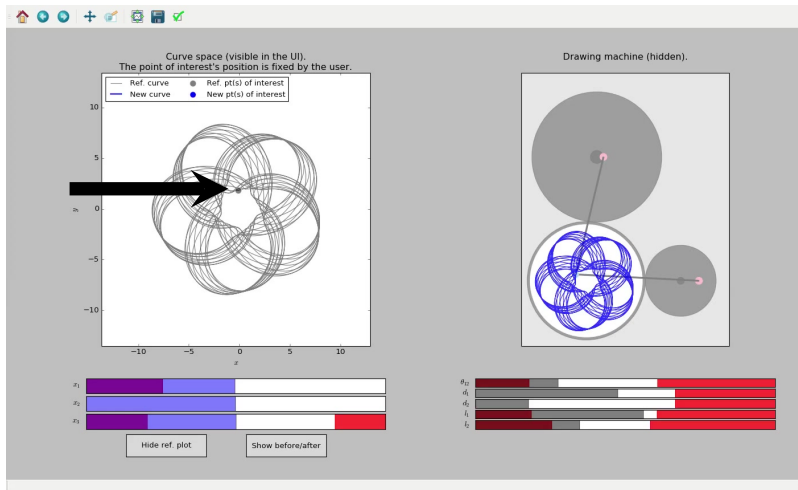
Method

Results

Conclusion

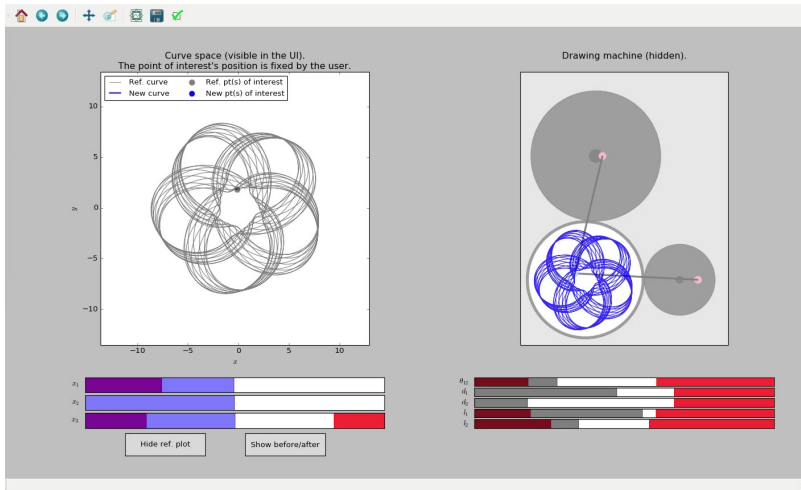
# Validation

## Demo: fixed point position



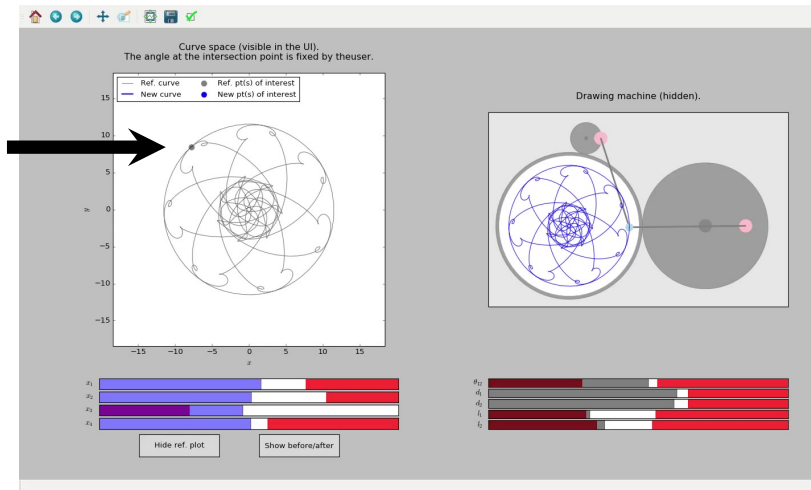
## Validation

## Demo: fixed point position



# Validation

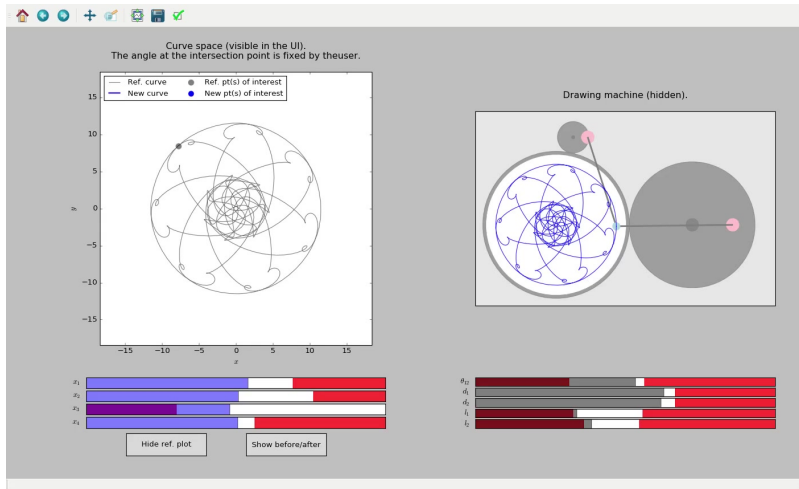
## Demo: fixed curve tangency





# Validation


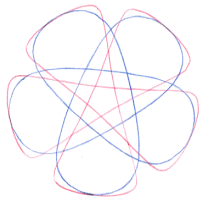
## Demo: fixed curve tangency



# Validation

## Fabrication

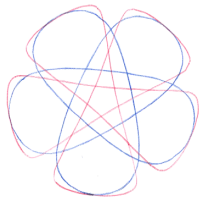
### Elliptic Spirograph




# Validation

## Fabrication

Elliptic Spirograph



Hoot-Nanny



## Limitations and future work

Primary:

- ▶ Add hints to help visualize the effect of each slider

# Limitations and future work

Primary:

- ▶ Add hints to help visualize the effect of each slider
- ▶ Explore different sampling/regression strategies to avoid combinatorial complexity

# Limitations and future work

Primary:

- ▶ Add hints to help visualize the effect of each slider
- ▶ Explore different sampling/regression strategies to avoid combinatorial complexity
- ▶ Expand the scope of the user study to evaluate the whole workflow

# Limitations and future work

## Primary:

- ▶ Add hints to help visualize the effect of each slider
- ▶ Explore different sampling/regression strategies to avoid combinatorial complexity
- ▶ Expand the scope of the user study to evaluate the whole workflow

## Secondary:

- ▶ Perceptual study (visual clues, curve metric)

# Limitations and future work

## Primary:

- ▶ Add hints to help visualize the effect of each slider
- ▶ Explore different sampling/regression strategies to avoid combinatorial complexity
- ▶ Expand the scope of the user study to evaluate the whole workflow

## Secondary:

- ▶ Perceptual study (visual clues, curve metric)
- ▶ Take physical effects into account (friction, gear play)



# Outline

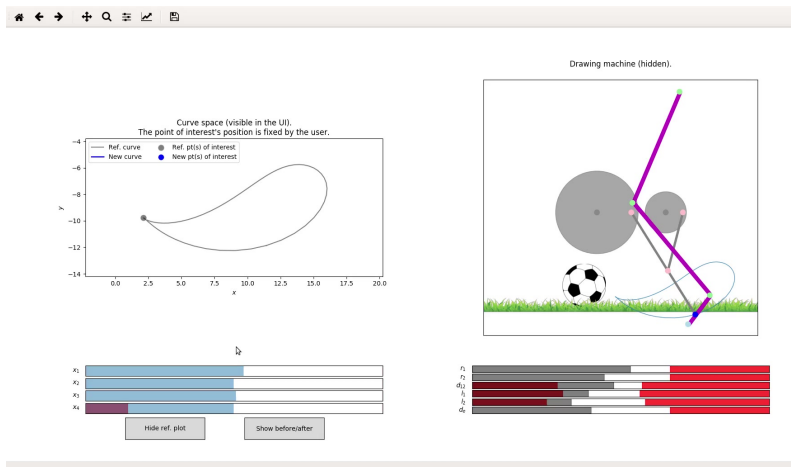
Introduction

Method

Results

Conclusion

# Conclusion



Project page [with code next week]:

<http://geometry.cs.ucl.ac.uk/projects/2017/constrained-exploration/>